






Medium Term Plan: Term 1 3.9.20 – 23.10.20









Week	Literacy	Numeracy	Topic	PD	EAD	PSED	UTW
1 3. 09. 20	Inset days Thursday 3rd and Friday 4th Class visits for parents and their child Monday 7 th , Tuesday 8 th and Wednesday 9 th Prepare classroom areas both inside and out in between Staggered Entry starts -Spring and Summer born start for either morning or afternoon session (Thursday 10 th to 18 th September) Autumn born children start Thursday 17 th As children begin teachers start baseline assessments for each child. Focus area to recite nursery rhymes. From 21 st Autumn and Spring born full time and Summer born change times from 11.30am to 3.05pm From 28 th September all children full time						
2 / 3 7.9.20-9/9/20 Class visits 10.09.20- 18.09.20	Nursery rhymes Round and Round the Garden Teddy Bear Teddy Bear touch the ground Pussy Cat Pussy Cat Polly put the kettle on Phonics phase one Start baseline assessments	Five Little Monkeys Five Little Ducks	Spine Texts – Where's My Teddy? (Transition project, children to bring in their photos of their teddy adventures) Going on a bear Hunt Brown bear Brown bear what can you see? Can't you see little bear	Focus on assessing fine motor control of pencils when name writing and mark making. Gross motor skills running in playground, bikes and garden adventure. Assess how manage personal hygiene. Copy me activities	Explain Nursery rhyme role play cottage, Introduce various construction kits each day magnetics, marble run, duplo, lego Various media to explore mark making Begin to use a variety of drawing tools Investigate different lines	Learning classroom routines/ codes of behaviour Becoming confident to join in and speak to peers/adults Friendship games MORAL VALUES & DIVERSITY 	Detailed look around our classroom Introduce class name and discuss other class names. Introduce class and school rules Explore hall and playground and school garden COMMUNITY & LOCATION 





Medium Term Plan: Term 1 3.9.20 – 23.10.20

4 21.09.20-25.09.20	Nursery rhymes Incey Wincy Little Miss Muffet Humpty Dumpty Hickory Dickory Dock Jack and Jill Phonics phase one Continue baseline assessments	Five little men in a Flying saucer Five currant buns	Stunning start Egg investigation- How can we protect Humpty from breaking his shell? ADVENTURE & INTRIGUE 	Clean hands Healthy Snack Follow the leader Safety when entering and leaving classroom Physical awareness in playground NURTURING YOUNG MINDS 	Make spider web/spider Spider hats Humpty Dumpty mosaic Role play – Nursery Rhyme cottage/ Home Corner	Learning classroom routines/ codes of behaviour Becoming confident to join in and speak to peers/adults Friendship games MORAL VALUES & DIVERSITY 	Name the school and town we all live in. Use vocabulary of school, home, house garden Learn the days of the week song COMMUNITY & LOCATION 
5 28.09.20-2.10.20 Whole class full time this week	Nursery rhymes Polly had a dolly that was sick sick sick The Grand Old Duke of York Three Blind Mice Start Letters and sounds phonic program- Introduce s a Continue baselines assessments	Number Match and sorts (White Rose) Continue baselines assessments	Nursery Rhymes Act out the Grand Old Duke of York	Clean hands Healthy Snack Follow the leader. Safety when entering and leaving classroom Physical awareness in playground	Soldier hats Design your own pail Sensory experiences Free painting Experiment with and using primary colours Naming colours Mixing (not formal) ADVENTURE & INTRIGUE 	Jigsaw p59 We can work together Turn taking/ Sharing/ Friendships Listening to adults and friends – introduce talk partners MORAL VALUES & DIVERSITY 	Learn to use a visual timetable Introduce IPads E-Safety Discuss the start of Autumn – Look for signs of change in the garden Changes in the weather

Medium Term Plan: Term 1 3.9.20 – 23.10.20

<p>6 5.10.20- 9.10.20</p>	<p>Nursery rhymes Here we go round the Mulberry Bush Head Shoulders Knees and Toes Old Mother Hubbard Rock a bye baby</p> <p>Letters and sounds phonic program- Introduce t p</p> <p>COLD TASK Can you tell me a nursery rhyme?</p> <p>Big book – My body Funny bones</p>	<p>Number</p> <p>Compare amounts More/less Fewer/fewest Most/least (White Rose)</p>	<p>Amazing Me</p> <p>Name outside Body Parts and discuss their function</p>	<p>Safety rules for hall PE</p> <p>Practice listening skills play copy me</p> <p>Find your own space</p>	<p>Face portrait Make large collage of child</p> <p>Encourage accurate drawings of people</p> <p>Role play – Hospital ADVENTURE & INTRIGUE</p> 	<p>Jigsaw/RE Discuss happy/sad feelings</p> <p>Introduce own carpet spots for whole class learning</p> <p>MORAL VALUES & DIVERSITY</p> 	<p>Naming parts of the body</p> <p>Discuss how technology is used at home and school</p> <p>NURTURING YOUNG MINDS</p> 
<p>7 12.10.20- 16.10.20</p> <p>Hastings Day – 14.10.20</p>	<p>Battle of Hastings re- enactment</p> <p>Continue Letters and sounds phonic program- Introduce i n</p> <p>PIE CORBETT Learn the Little Red Hen so children can join in repetitive phrases and actions</p>	<p>Measure, shape and spatial awareness</p> <p>Compare size big/small/biggest/ Smallest/ tall/ short Tallest/shortest (White Rose)</p>	<p>Amazing Me</p> <p>Skeleton</p> <p>Sensory Exploration NURTURING YOUNG MINDS</p> 	<p>PE – travelling in different ways, explore how to move – jump, hop, skip etc. Model a movement children copy and explore their own ideas</p>	<p>Doctors bag Skeleton collage</p> <p>Make shields Re-enact Battle of Hastings</p>	<p>Jigsaw p63 Be kind and use gentle hands RE – I am special/ Myself</p> <p>MORAL VALUES & DIVERSITY</p> 	<p>Naming skeleton parts</p> <p>Understand key events in an historical event</p> <p>NURTURING YOUNG MINDS</p> 

Medium Term Plan: Term 1 3.9.20 – 23.10.20

<p>8 19.10.20-22.10.20</p> <p>Inset Day 23.10.20</p>	<p>Continue letters and sounds and introduce m d</p> <p>Hot task</p> <p>Can you tell me story?</p> <p>PIE CORBETT Learn the Little Red Hen so children can join in repetitive phrases and actions</p>	<p>Measure, shape and spatial awareness</p> <p>Compare mass and capacity Full, empty (White Rose)</p>	<p>Amazing Me</p> <p>My family</p> <p></p> <p>Senses week</p> <p>Fabulous Finish – Teddy Bear's Picnic (parents invited)</p>	<p>PE</p> <p>Discuss how their body feels before, during and after exercise</p> <p>Use various parts of bodies to travel around the room, build in a sequence</p>	<p>Use a range of tools to make coloured marks on paper.</p> <p>Use drawings to tell a story</p> <p></p> <p>Box modelling – explore ways to join materials Handling, feeling, enjoying and manipulating materials</p> <p>Constructing</p> <p>Shape and model</p>	<p>RE- Myself Similarities and differences</p> <p></p> <p>Circle time what have you enjoyed about your first term in school</p>	<p>Keeping Healthy RE-I am special/ Myself Key theme: PSED</p> <p>Key concept: God / Creation</p> <p>Skills</p> <ul style="list-style-type: none"> •Reflection •Communication <p>Key attitudes and values</p> <ul style="list-style-type: none"> -Self-awareness -Respect and sensitivity for all -Appreciation and wonder <p></p>
--	---	--	---	---	---	---	--